

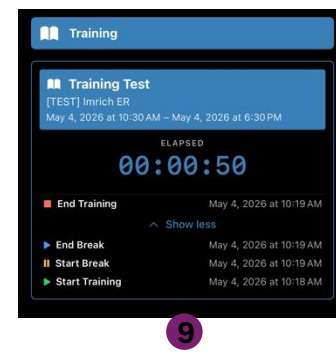
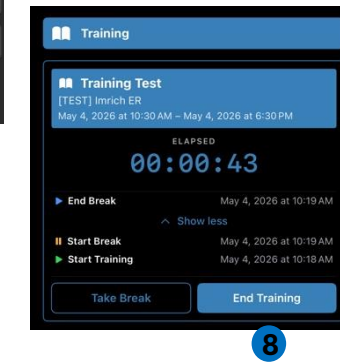
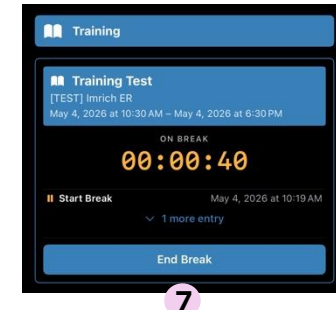
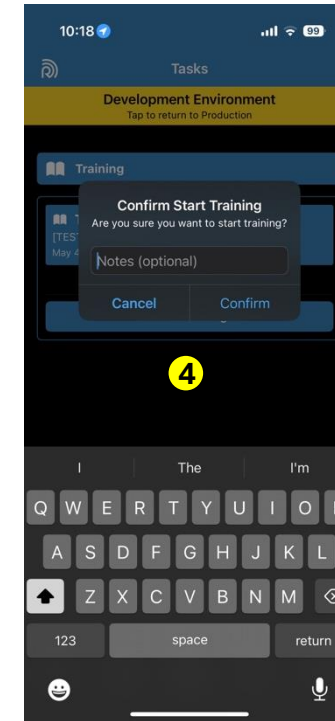
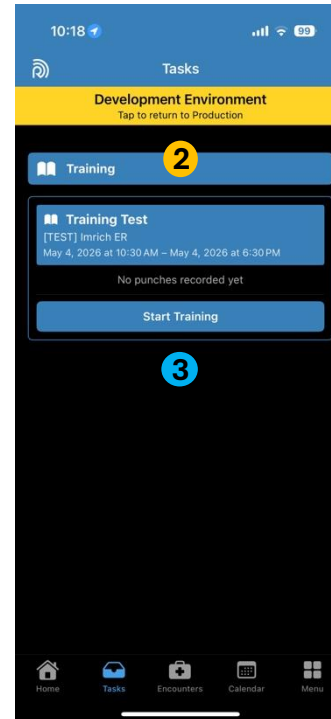
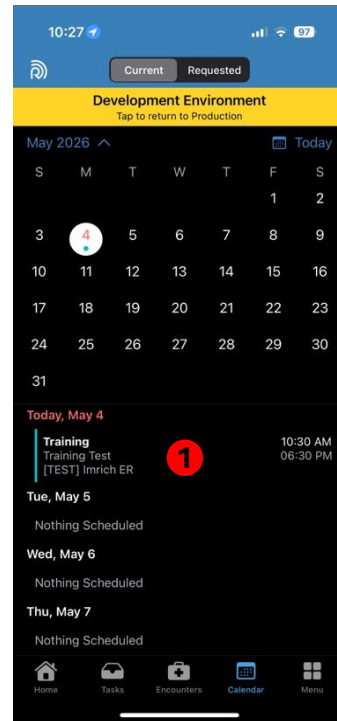
# Provider Training Event Time Punch

Date: 5/4/2026

# View Training/Time Punch

## 1. View Training/Time Punch

- Once a training event is assigned to you, it will appear on your **Calendar**.
- One day before the training event starts, it will appear on your **Tasks**.
- Press **Start Training** to begin clocking your hours
- A popup will appear and you can enter **notes** then press confirm
- A visible timer and log then appears tracking your hours
- Once the training has started you can **clock your breaks**
- Select **Take Break** to start
- Select **End Break** to end
- Once you finish your training select **End Training**
- A **summary of your time and punches** will be available to view





**ROSHAL**

Health™